

# GORMAGH

## tech





# GORN

# te



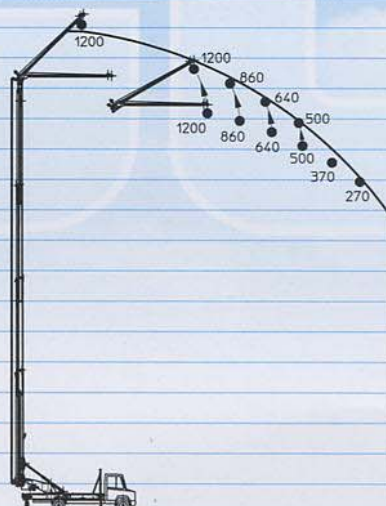
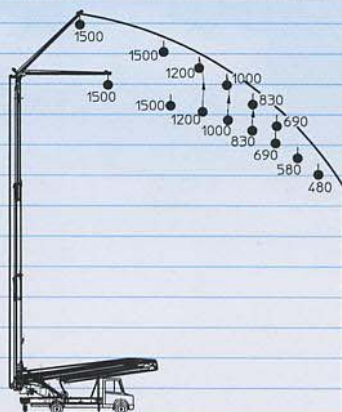
# MAGH

# ch



Prolunghe meccaniche rientranti.  
Storable manual extensions.

TUTTE LE PORTATE SONO CALCOLATE  
CONSIDERANDO LE MANUALI NON  
IN USO SMONTATE.  
LIFTING CAPACITIES ARE CALCULA-  
TED, ONLY, FOR CRANE CONFIGURA-  
TIONS WHERE THE MANUAL EXTEN-  
SIONS, NOT IN USE, ARE TAKEN OFF.




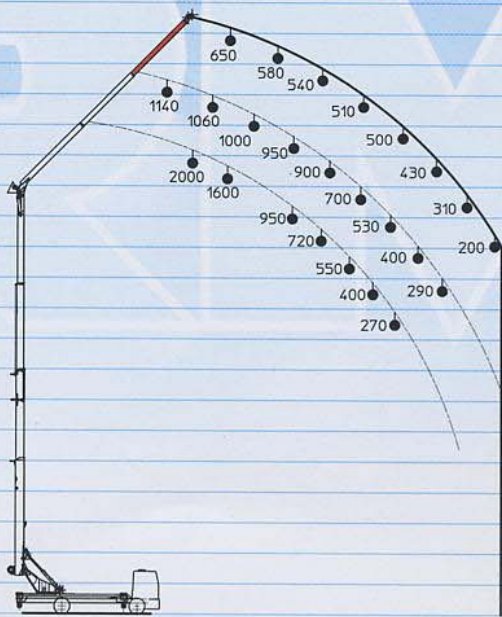
## 23000 tech 30/2

23000 daN • m	Momento statico massimo al perno torretta Max. static moment at the turret pin	166390 lbs • ft
30 m	Altezza massima di lavoro - Max working height	98' 5"
5600-5600 mm	Larghezza stabilizzatori - Outriggers width	18' 4"-18' 4"
45 lit / min	Portata pompa - Pump delivery	12 us gal/min
250 bar	Pressione - Pump	3555 psi

## 23000 tech 36/3

23000 daN • m	Momento statico massimo al perno torretta Max. static moment at the turret pin	166390 lbs • ft
36 m	Altezza massima di lavoro - Max working height	118' 1"
5600-5600 mm	Larghezza stabilizzatori - Outriggers width	18' 4"-18' 4"
45 lit / min	Portata pompa - Pump delivery	12 us gal/min
250 bar	Pressione - Pump	3555 psi





## 38500 tech 39/3



41500 daN • m	Momento statico massimo al perno torretta Max. static moment at the turret pin	300228 lbs • ft
39 m	Altezza massima di lavoro - Max working height	127' 11"
6940-6180 mm	Larghezza stabilizzatori - Outriggers width	22' 9"-20' 3"
90 lit / min	Portata pompa - Pump delivery	24 us gal/min
275 bar	Pressione - Pump	3910 psi

## 43000 tech 39/3

45600 daN • m	Momento statico massimo al perno torretta Max. static moment at the turret pin	329900 lbs • ft
39 m	Altezza massima di lavoro - Max working height	127' 11"
6940-6180 mm	Larghezza stabilizzatori - Outriggers width	22' 9"-20' 3"
90 lit / min	Portata pompa - Pump delivery	24 us gal/min
300 bar	Pressione - Pump	4266 psi



60  
58  
56  
54  
52  
50  
48  
46  
44  
42  
40  
38  
36  
34  
32  
30  
28  
26  
24  
22  
20  
18  
16  
14  
12  
10  
8  
6  
4  
2  
0



## 88000 tech 2x2

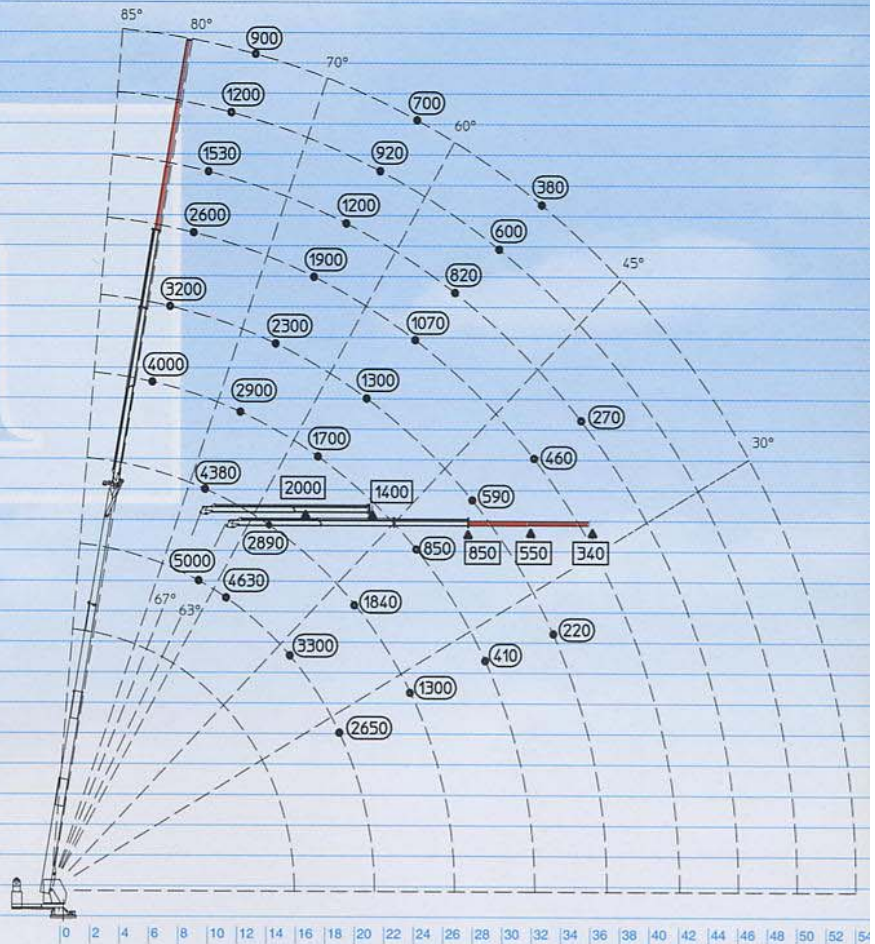

79700 daN • m	Momento statico massimo al perno torretta Max. static moment at the turret pin	576580 lbs • ft
46 m	Altezza massima di lavoro - Max working height	150' 11"
8060-8060 mm	Larghezza stabilizzatori - Outriggers width	26' 5"-26' 5"
115 lit / min	Portata pompa - Pump delivery	30 us gal/min
270 bar	Pressione - Pump	3840 psi

## 91000 tech 3x2

79700 daN • m	Momento statico massimo al perno torretta Max. static moment at the turret pin	576580 lbs • ft
52 m	Altezza massima di lavoro - Max working height	170' 7"
8060-8060 mm	Larghezza stabilizzatori - Outriggers width	26' 5"-26' 5"
115 lit / min	Portata pompa - Pump delivery	30 us gal/min
270 bar	Pressione - Pump	3840 psi



80  
58  
56  
54  
52  
50  
48  
46  
44  
42  
40  
38  
36  
34  
32  
30  
28  
26  
24  
22  
20  
18  
16  
14  
12  
10  
8  
6  
4  
2  
0



## 120000 tech 2x2

120000 daN • m	Momento statico massimo al perno torretta Max. static moment at the turret pin	868120 lbs • ft
40 m	Altezza massima di lavoro - Max working height	131' 3"
8060-8060 mm	Larghezza stabilizzatori - Outriggers width	26' 5"-26' 5"
170 lit / min	Portata pompa - Pump delivery	45 us gal/min
265 bar	Pressione - Pump	3770 psi

## 120000 tech 3x2

120000 daN • m	Momento statico massimo al perno torretta Max. static moment at the turret pin	868120 lbs • ft
58 m	Altezza massima di lavoro - Max working height	190' 3"
8060-8060 mm	Larghezza stabilizzatori - Outriggers width	26' 5"-26' 5"
170 lit / min	Portata pompa - Pump delivery	45 us gal/min
265 bar	Pressione - Pump	3770 psi





# CORMACH

Cormach s.r.l. - Via Madonnina, 27 - C.P. 199 - 25018 MONTICHIARI (BS) - ITALY  
Tel. 0039.030.9656811 - Telefax 0039.030.9656846.7.8  
E-mail: [info@cormach.com](mailto:info@cormach.com) - Web: <http://www.cormach.com>